


Il colore italiano dal 1831



I CONTEMPORANEI

LINEA PROFESSIONALE



Collezione Colori

SELEZIONE 96 TINTE NEUTRE

Cromie desaturate, classiche e urbane

www.boero.it



	PRODOTTO	I CHIARI CONTEMPORANEI	I MINIMALI	GLI ARCHITETTONICI	GLI URBANI
700.349	KOALA Idropittura vellutata superlavabile	■	■	■	■
7AM.355	AQUABEL IDROPITTURA ANTIMUFFA Idropittura opaca traspirante	■	■	■	■
700.126/138/139	MAGNUM MURI SATINATO/LUCIDO/OPACO Smalto murale all'acqua	■	■	■	■
7LT.477	LITRON Smalto brillante	■	■	■	■
700.144/143/145	BOEROHP SATINATO/BRILLANTE/OPACO Smalto all'acqua alte prestazioni	■	■	■	■
7MA.124/125/127	MAGNUM SATINATO/BRILLANTE/OPACO Smalto ecocompatibile all'acqua	■	■	■	■
700.106	DURUM SATINATO Smalto alte prestazioni	■	■	■	■
700.104	SATINELLO Smalto antiruggine alchidico satinato	■	■	■	■
700.314	BOERO OPAKO Idropittura lavabile opaca	■	■	■	■
700.335	OASI Finitura murale superlavabile satinata supercoprente	■	■	■	■
700.101	DURUM Smalto brillante alte prestazioni	■	■	■	■
700.345	BATRIX Pittura acrilica antimuffa extrabianca lavabile	■	■	■	■
700.398	BOEROBIANCO PLUS Idropittura traspirante extra opaca	■	■	■	■
700.344	BELLARYA Idropittura lavabile ipoallergenica formaldeide free*	■	■	■	■
700.301	BOERO KLIMA Idropittura traspirante antimuffa	■	■	■	■
700.395	CASASANA Rivestimento murale anticondensa	■			

*Formaldeide inferiore ai limiti di soglia di rilevazione strumentale e non intenzionalmente aggiunta.

PALETTE COLORI


Esterno: Copertina **VERTIGINE DI SCALE** 209-40 Metallo Blu / 202-60 Sughero / 203-60 Profilo d'Autunno/ 215-10 Latte; **OPEN SPACE** 215-50 Cemento / 212-50 Acciaio; **TASSELLI COLORE APPLICATI** 215-50 Cemento.

Interno: **SALOTTO** 201-30 Spago; **SALA PRANZO/CAMINO** 207-30 Nebbia Viola; **LIVING** 209-30 Celeste Oriente; **CUCINA** 212-40 Matita.


La riproduzione a stampa può alterare i colori delle immagini.




I CONTEMPORANEI



ASPETTO OPACO
IDROPITTURA/SMALTO MURALE



ASPETTO SATINATO
SMALTO/SMALTO MURALE



ASPETTO BRILLANTE
SMALTO/SMALTO MURALE

La medesima tinta realizzata con prodotti e finiture diverse può presentare un aspetto estetico differente.

SELEZIONE DI 96 TINTE NEUTRE

CROMIE DESATURATE, CLASSICHE E URBANE

I Contemporanei sono una selezione di 96 tinte insature per la decorazione di supporti murali, ferro e legno. I colori a bassa saturazione sono perfetti per ogni stile. Accostati a tinte classiche, nobilitano con facilità accenti troppo squillanti. Associati a tinte lievi, le evidenziano con garbo, conferendo loro personalità. Richiamano stili metropolitani e atmosfere di charme, creando delle quinte che danno risalto agli arredi.

Come scegliere al meglio la cromia più adatta alle esigenze dei professionisti?

La collezione è strutturata alternando colori chiari poco saturi a colonne di neutri più scuri:

- Nella parte alta (prime due righe - I Chiari Contemporanei) ecco un'ampia gamma di bianchi cromatici.
- In basso (ultime due righe - Gli Urbani) sono invece identificabili toni desaturati, più o meno profondi.


Ogni colonna rappresenta un piano di tinta:

- Scegliendo due colori della stessa colonna e saltando almeno una riga, troverete il giusto abbinamento tono su tono.
- Per un abbinamento armonico, accostate i colori della stessa riga orizzontale saltando almeno due colonne.


Le diverse sezioni, I Chiari Contemporanei, I Minimali, Gli Architettonici e Gli Urbani, rinviano ai prodotti in cui le cromie possono essere realizzate, come specificato nella tabella riassuntiva. Facile, funzionale, efficace.

I CONTEMPORANEI


I CHIARI / CONTEMPORANEI




200-10
Luce




201-10
Bianco Caldo




202-10
Gesso




203-10
Bianco Pallido




200-20
Selce Pallida




201-20
Tufo




202-20
Pietra di Finale




203-20
Ossi di Seppia



200-30
Cotone Grezzo



201-30
Spago




202-30
Pergamena



203-30
Terracotta


I MINIMALI



200-40
Bianco Speziato



201-40
Cumino




202-40
Stuoia



203-40
Intonaco Romano

GLI ARCHITETTONICI



200-50
Alabastro



201-50
Fibra Naturale




202-50
Cartone



203-50
Creta

GLI URBANI



200-60
Arena



201-60
Oliva




202-60
Sughero




203-60
Profilo d'Autunno




I CHIARI / CONTEMPORANEI




204-10
Biancorosa



205-10
Rosa Incarnato




206-10
Marmo Rosato




207-10
Cenere




204-20
Conchiglia



205-20
Bacca




206-20
Quarzo




207-20
Nichel


I MINIMALI




204-30
Rosantico



205-30
Rosa del Deserto




206-30
Biancoviola



207-30
Nebbia Viola

GLI ARCHITETTONICI



204-40
Rosa Industriale



205-40
Rosa Brunito




206-40
Grigio Rosa




207-40
Lilla Chiaro

GLI URBANI



204-50
Alba in Città




205-50
Rosso Toscano




206-50
Malva



207-50
Viola Strada



204-60
Rosa Studio



205-60
Marrone Rosato




206-60
Rosa Polvere




207-60
Mirtillo




I CHIARI / CONTEMPORANEI




208-10
Cristallo




209-10
Polo




210-10
Raggio Verde




211-10
Verde Acquarello



208-20
Ghiaccio



209-20
Passaggio a Nord




210-20
Giada



211-20
Salvia Tenue


I MINIMALI




208-30
Glicine



209-30
Celeste Oriente




210-30
Verde Freddo



211-30
Verde Celadon


GLI ARCHITETTONICI



208-40
Violagrigio



209-40
Metallo Blu




210-40
Celeste Glaciale



211-40
Ginepro


GLI URBANI



208-50
Crepuscolo




209-50
Blu Industria



210-50
Grigio Verde



211-50
Verde Mimetico



208-60
Note di Notte



209-60
Blu Divisa



210-60
Oceano Mare




211-60
The Verde



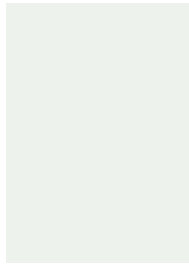
Moltissime altre tonalità possono essere ottenute con il Sistema Tintometrico Boero ColorStream.



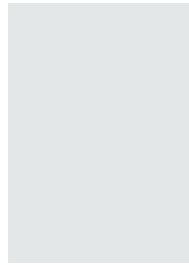
I CHIARI / CONTEMPORANEI




212-10
Cielo d'inverno




213-10
Bianco Loft




214-10
Calcare




215-10
Latte




212-20
Peltro




213-20
Ghiaccio Tortora



214-20
Porcellana




215-20
Cashmere



212-30
Bruma



213-30
Grigio Morbido




214-30
Ombra Rosa



215-30
Duna


I MINIMALI



212-40
Matita



213-40
Grigio Minerale




214-40
Rosa Urbano




215-40
Rame Grigio


GLI ARCHITETTONICI



212-50
Acciaio



213-50
Metropolitana




214-50
Ghiaia




215-50
Cemento

GLI URBANI



212-60
Asfalto



213-60
Basalto




214-60
Grattaciolo



215-60
Fango



Le tinte presentate in cartella possono essere soggette ad alterazioni e sono pertanto da considerarsi indicative.



VO-2018



Boero Bartolomeo S.p.A.

Via G. Macaggi, 19
16121 Genova - Italy
Tel. +39 010 5500.1
Fax +39 010 5500300
sales.boero@boero.it
www.boero.it

